

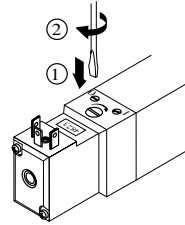
GENERAL

Fluid	Air or neutral gaz, filtered, lubricated or not
Operating pressure	1,5 to 8 bar
Ambient temperature	+5°C to +50°C
Orifice size	519 : 2,5 mm; 520 : 4 mm; 521 : 6 mm
Flow (Qv at 6 bar)	series 519 175 l/min (ANR) - Kv : 2,5 series 520 600 l/min (ANR) - Kv : 8,5 series 521 1050 l/min (ANR) - Kv : 15

CONSTRUCTION

SPOOL VALVES

Body	Anodised white aluminium
Cover	POM (polyacetal)
Internal parts	POM (polyacetal) and brass
Seals	NBR (nitrile)
Manual operator	Maintained, impulse Latchable in hold position (push-turn)



PILOT

Seals	NBR (nitrile)
Electrical equipment	Conforming to NF C79300 standard
Coil and iron circuit	Encapsulated

ELECTRICAL CHARACTERISTICS

voltages		consumption	insulation class	protection degree	electrical connection
~	24V, 115V, 230V - 50/60Hz	2 VA (1,5 W)	F	IP 65	spade plug size 15 connector, DIN 43650, 9,4 mm, industry standard B, rotatable by 90°
=	24V	1,6 W			

SPECIFICATIONS

function symbol	operators solenoid air operated pilot (14) return (12)	response time (ms)		voltages	catalogue number		
		energized	de-energized		serie 519	serie 520	serie 521
	spring return	20	30	24V ~ 115V ~ 230V ~ 24V =	- - - 52000380	52000386 52000387 52000388	- - -
	differential return	20	30	24V ~ 115V ~ 230V ~ 24V =	51900002 51900003 51900004 51900001	52000002 52000003 52000004	52100002 52100003 52100004
	solenoid air return	20	-	24V ~ 115V ~ 230V ~ 24V =	51900006 51900007 51900008 51900005	52000006 52000007 52000008	52100006 52100007 52100008
	pressure held W1	20	50	24V ~ 115V ~ 230V ~ 24V =	51900010 51900011 51900012 51900009	52000010 52000011 52000012	52100010 52100011 52100012
	pressure applied W2	20	50	24V ~ 115V ~ 230V ~ 24V =	51900126 51900127 51900128 51900129	52000126 52000127 52000128	52100126 52100127 52100128
	pressure release W3	20	50	24V ~ 115V ~ 230V ~ 24V =	51900087 51900088 51900089 51900090	52000087 52000088 52000089	52100087 52100088 52100089

OPTIONS AND ACCESSORIES

UR approval « UL Recognized »	24V =/~	612102
visual indicator (LED) and electrical protection (see section "Coils and Accessories")	24V =/~	88130401
	115V ~	88130402
	230V ~	88130403
connector size 15 with cable, 2 m long		88143567
connector size 15 with built-in visual indication and protection, with cable outlet, 2 m long (see section "Coils and Accessories")	24V =/~	88143580
flange for ports 2 - 4 with instant fittings for flexible tube 4 mm O.D. (series 519)		88135525
flange for ports 2 - 4 with instant fittings for flexible tube 6 mm O.D. (series 520)		88135532

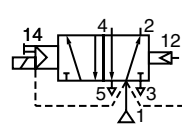
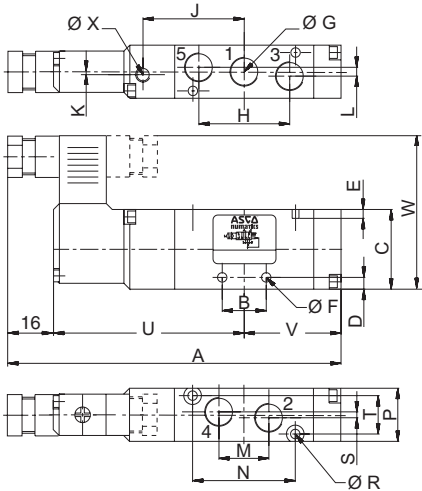
SUBBASES : possible mounting on joinable subbases (see pages 6 & 7). Fixing screws and seals are supplied with subbases

All leaflets are available on: www.asconumatics.eu

P550-4

DIMENSIONS (mm), WEIGHT (kg)

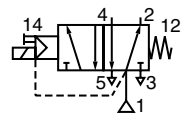
5/2 differential return and spring return



series	A	V
519	97,5	25
520	114	33,2
521	131,3	41,6

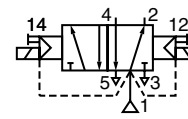
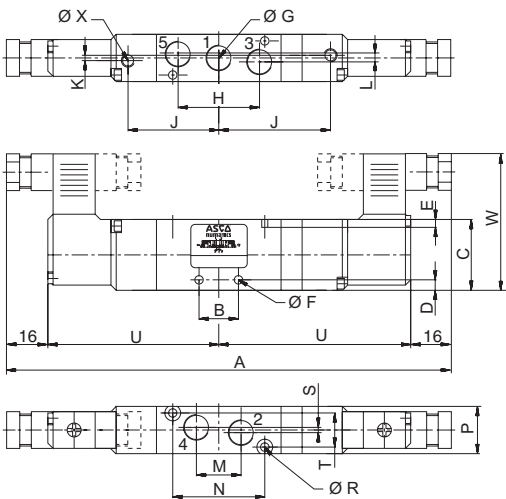
weight	
519	0,085
520	0,095
521	0,155

series	B	C	D	E	ØF	ØG	H	J	K	L	M	N	P	ØR	S	T	U	W	ØX
5/2 519	11	26	4	4	3,3	M5	21,6	26	-	-	11	19	15	2,7	6	11	56,5	52	4
5/2 520	15	27	6	3	3,3	G1/8	32,4	34,3	1	3	16,2	35	18	3,2	-	13	64,8	54,5	4
5/2 521	22	31	6,5	4	4,3	G1/4	44	43,2	-	4	22	50	22	4,2	4	16	73,7	56,5	3



series	A	V
519	97,5	-
520	123,3	42,5
521	131,3	-

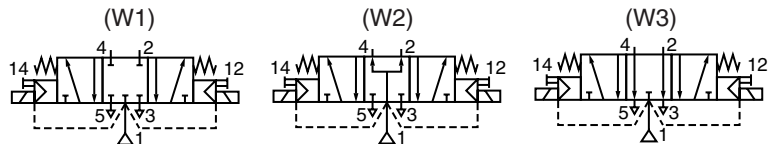
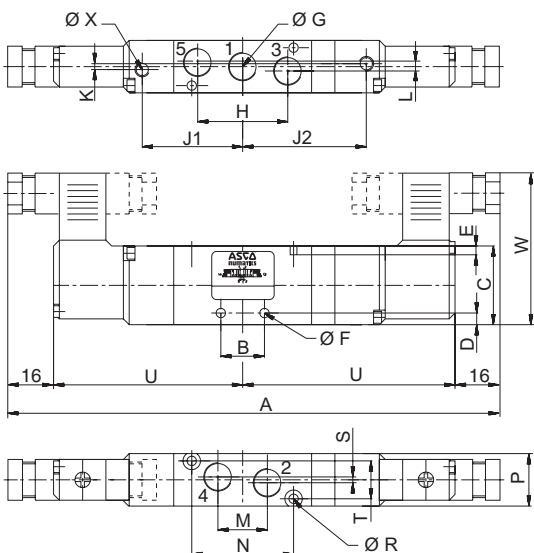
5/2 solenoid air return



weight	
519	0,135
520	0,160
521	0,200

series	A	B	C	D	E	ØF	ØG	H	J	K	L	M	N	P	ØR	S	T	U	W	ØX
5/2 519	145	11	26	4	4	3,3	M5	21,6	26	-	-	11	19	15	2,7	6	11	56,5	52	4
5/2 520	161,5	15	27	6	3	3,3	G1/8	32,4	34,3	2	3	16,2	35	18	3,2	-	13	64,8	54,5	4
5/2 521	179,5	22	31	6,5	4	4,3	G1/4	44	43,2	-	4	22	50	22	4,2	4	16	73,7	56,5	3

5/3 solenoid air return



series	A	B	C	D	E	ØF	ØG	H	J1	J2	K	L	M	N	P	ØR
5/3 519	153	11	26	4	4	3,3	M5	21,6	26	34	-	-	11	19	15	2,7
5/3 520	170,3	15	27	6	3	3,3	G1/8	32,4	34,3	43,3	1	3	16,2	35	18	3,2
5/3 521	188,3	22	31	6,5	4	4,3	G1/4	44	43,2	52,1	-	4	22	50	22	4,2

series	S	T	U	V	W	ØX	weight
5/3 519	6	11	56,5	64,5	52	4	0,140
5/3 520	-	13	64,8	73,7	54,5	4	0,170
5/3 521	4	16	73,7	82,6	56,5	3	0,210

00439GB-2015/R01
Availability, design and specifications are subject to change without notice. All rights reserved.